







# Overland Bed Rack Installation Guide




Please read all installation guide before using this product.

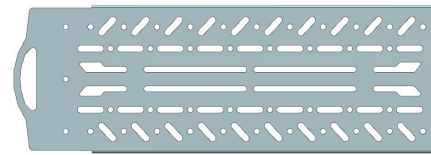
## COMPONENTS

	Name	Picture	Specification	Quantity
Pack 1	Round head in-hex screw		M8*20	20
	Flat washer		M8 (Outer diameter: 24mm Thickness: 2mm)	40
	In-hex wrench		S=5	1
	Self-locking nut		M8	20





Supporting leg x6

	Name	Picture	Specification	Quantity
Pack 2	T-bolt		M8*25 (head size: 19*19)	12
	Flat washer		M8 (Outer diameter: 24mm Thickness: 2mm)	12
	Self-locking nut		M8	12






Side panel x4

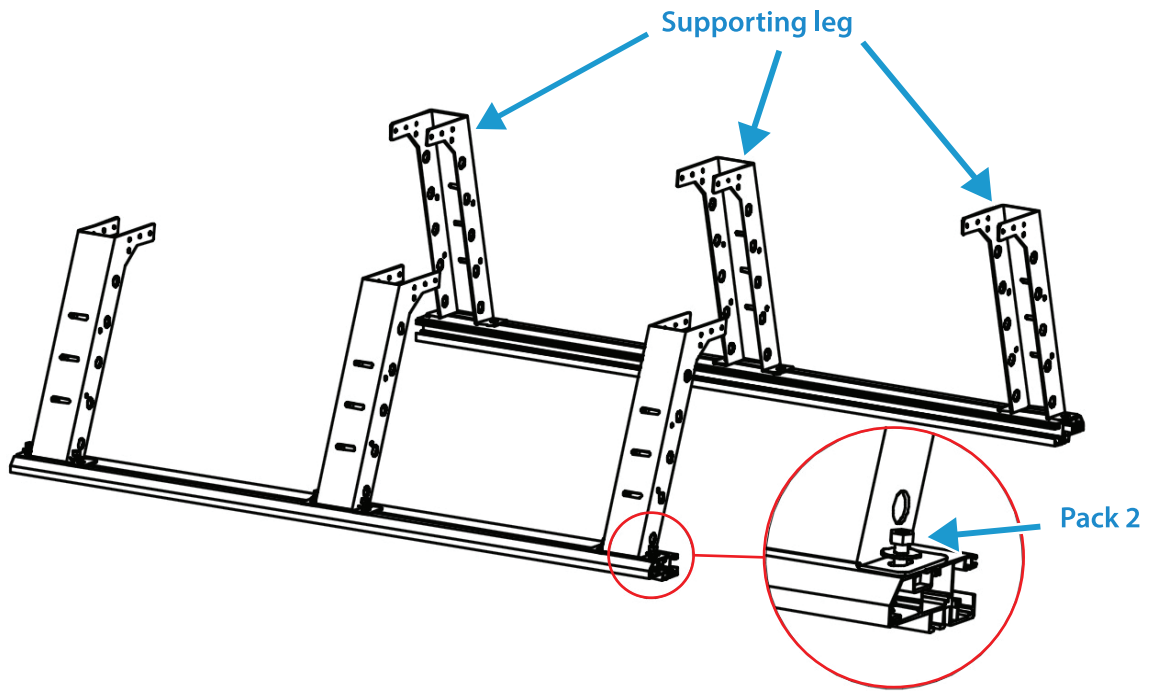
	Name	Picture	Specification	Quantity
Pack 3	Out-hex screw		M8*85	6
	Cap nut		M8	6



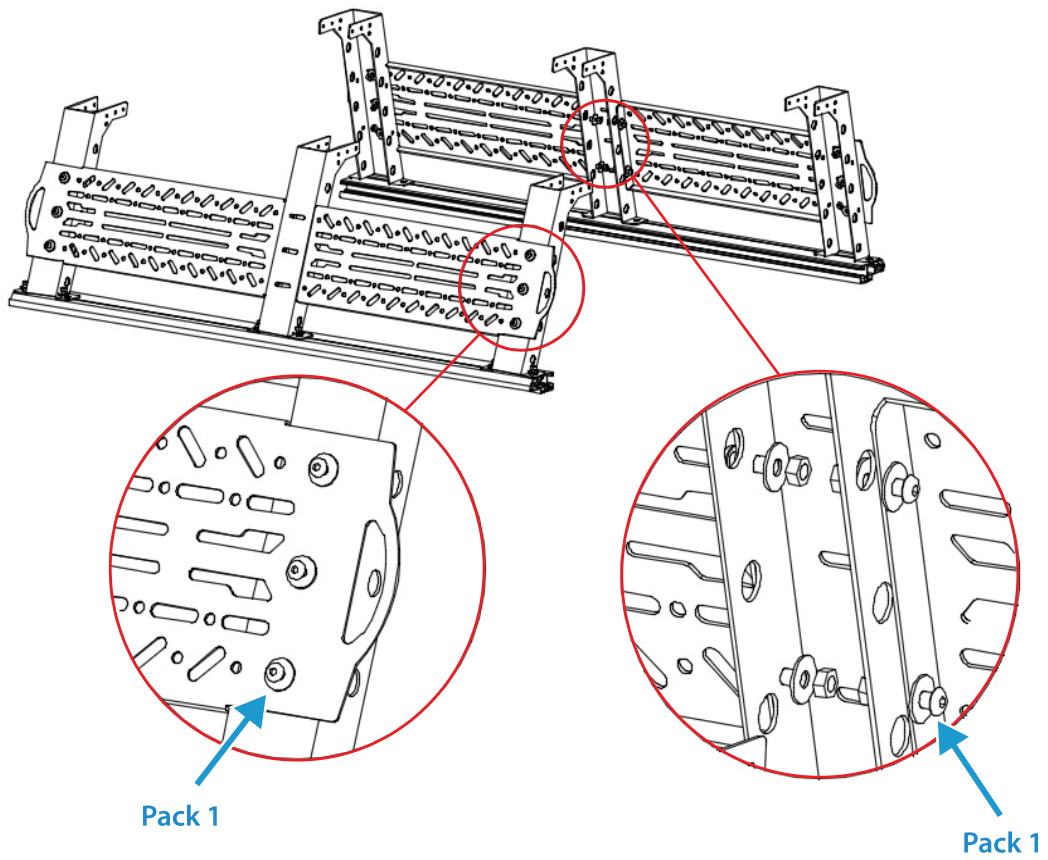
Horizontal bar x3

	Name	Picture	Specification	Quantity
Pack 4	Out-hex screw		M6*18	36
	Spring washer		M6	36
	Sliding nut		M6	36

1



2



3

